

2025 NORTH DAKOTA CRASH SUMMARY

VISION ZERO

Zero fatalities. Zero excuses.



VISION ZERO

Zero fatalities. Zero excuses.

VISION:

Establish a culture of shared responsibility where fatalities and serious injuries on North Dakota roadways are recognized as preventable and not tolerated.

MISSION:

Eliminate fatalities and serious injuries on North Dakota roadways.

ABOUT THIS DOCUMENT

This document is prepared annually by the North Dakota Department of Transportation (NDDOT) Highway Safety Division to provide information about vehicle crashes, fatalities and injuries in the state.

Data for this document is collected by law enforcement officers who complete a crash report whenever a crash on a public road results in a fatality, an injury or at least $4,000 in property damage. The reportable property damage threshold increased to $4,000 on August 1, 2019. Before that date, crashes with $1,000 or more in property damage were reportable.

Crashes that occur off a public road (for example, on private property or parking lots) are not included.

Crash reports are submitted by law enforcement to the NDDOT Highway Safety Division for central collection and analysis. The data presented in this report reflects the point in time when it was analyzed, and comparisons with other analyses may vary due to changes with source data and analysis methods.

We extend our gratitude to all law enforcement personnel at the city, county, state and tribal levels who provide this valuable data.



It is important to note that crashes are not "accidents." Using the term "accident" can suggest that crashes are unavoidable, when in reality they are predictable outcomes of specific actions.

TABLE OF CONTENTS

Executive Summary 1

Vehicle Crashes, Fatalities & Injuries in North Dakota:
A Decade in Review (2016-2025) 2-3

2025 Vehicle Crashes, Fatalities & Injuries in North Dakota 4-7

Occupant Protection 8-9

Impaired Driving 10

Distracted Driving 11

Speed and/or Aggressive Driving 12

Lane Departure 13

Older Drivers 14

Young Drivers 15

Bicycles and Pedestrians 16

Motorcycles and Off-Highway Vehicles 17

Heavy Trucks 18

Intersections 19

Work Zones 19

Preventing Vehicle Crashes, Fatalities & Injuries 20

Vision Zero Partner Network 21

North Dakota Crash Memorial Wall 22

EXECUTIVE SUMMARY

Vehicle crash fatalities and injuries are sudden, violent and traumatic. Their effects can be long-lasting, often permanent and extend beyond the victims to affect their family, friends and communities.

The good news is crashes are largely preventable.

In North Dakota in 2025, preventable human behaviors contributed significantly to vehicle fatalities. Among the 85 that year, 54% were not wearing seat belts, 22% involved alcohol, 26% involved speed and/or aggressive driving, and 54% were related to lane departures.

Vehicle crash fatalities in North Dakota can be reduced when every driver and passenger takes personal responsibility for their safety.



This includes always wearing a seat belt; using child passenger safety (CPS) seats that are appropriate for the child's age, height and weight; avoiding distractions such as cell phones while driving; driving only when sober (i.e., not under the influence of alcohol and/or drugs); and obeying all posted speed limits.

VEHICLE CRASHES, FATALITIES & INJURIES IN NORTH DAKOTA:

A Decade in Review (2016-2025)

In 2025, North Dakota experienced 9,802 vehicle crashes that resulted in fatalities, injuries or property damage.

Over the past 10 years, crash fatalities have decreased by 25%. In 2025, there were 85 fatalities, marking the lowest number of vehicle crash deaths in the state in 29 years.





Each year, vehicle crashes claim approximately 35,000 to 40,000 lives in the United States compared to about 100 lives lost annually in North Dakota.

North Dakota Vehicle Crashes, Fatalities and Injuries, 2016-2025

Year	Crashes	Fatalities	Injuries
2016	15,017	113	4,614
2017	15,280	116	4,432
2018	15,242	105	4,230
2019	14,221	100	4,258
2020	8,820	100	3,426
2021	9,585	101	3,947
2022	10,734	98	3,763
2023	10,475	106	3,748
2024	9,803	89	3,592
2025	9,802	85	3,514

North Dakota Vehicle Fatalities, 2016-2025

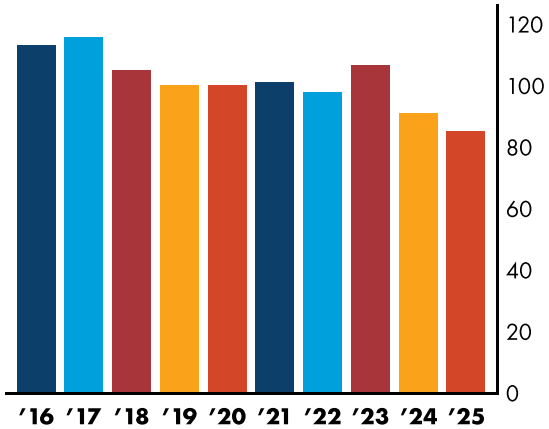

Over the past eight years, North Dakota's traffic fatality rate per 100 million vehicle miles traveled (VMT) has consistently been ***lower*** than the national rate. VMT measures crash exposure – the more vehicle miles driven, the greater the risk of a crash.

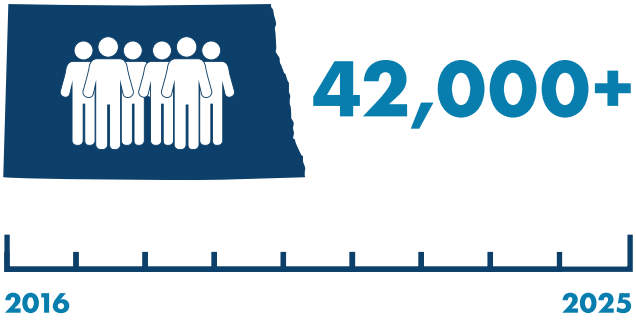

According to the U.S. Census Bureau, North Dakota's population has grown by just over 42,000 people in the past 10 years.

Vehicle Fatalities and Fatality Rate*
North Dakota vs. United States, 2016-2025

Year	ND Fatalities	ND Fatality Rate*	U.S. Fatalities	U.S. Fatality Rate*
2016	113	1.16	37,806	1.19
2017	116	1.19	37,473	1.17
2018	105	1.07	36,835	1.14
2019	100	1.02	36,355	1.11
2020	100	1.14	39,007	1.34
2021	101	1.09	42,939	1.37
2022	98	1.07	42,795	1.35
2023	106	1.07	40,990	1.26
2024	89	.89	39,345	1.20
2025	85	.85	36,640	1.10

*Rate is based on the number of fatalities per 100 million vehicle miles traveled.

North Dakota People, Drivers and Vehicles, 2016-2025

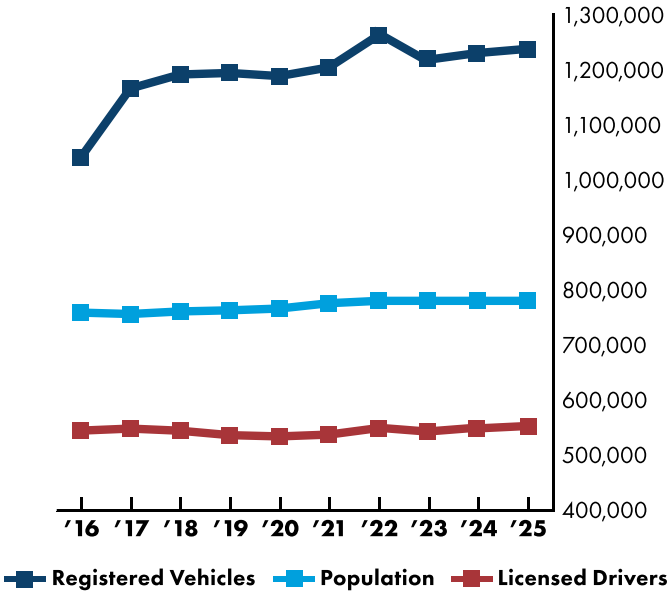

Vehicle Fatality Rate
North Dakota vs. United States, 2016-2025

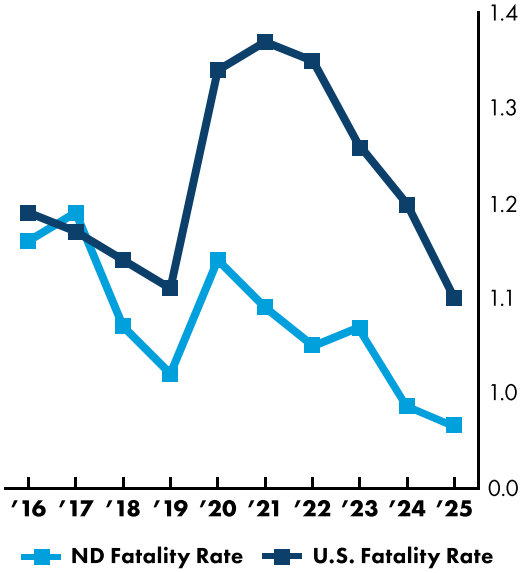

2025 VEHICLE CRASHES, FATALITIES & INJURIES IN NORTH DAKOTA

In 2025, 85 people lost their lives in vehicle crashes in North Dakota. The ages of those who died ranged from five to 88 years old, and most fatalities (86%) were North Dakota residents.

EVERY **54 MINUTES** one vehicle crash occurred (ND 2025)



~EVERY **2.5 HOURS** one person was injured in a crash (ND 2025)

~EVERY **4 DAYS** one person died in a crash (ND 2025)

Of the 85 fatalities in 2025, 52 (61%) were occupants of passenger vehicles (car/pickup/sport utility vehicle/van/commercial motor vehicle); 16 (19%) were motorcyclists, nine (10.5%) were pedestrians and bicyclists, five (6%) were individuals on all-terrain vehicles (ATVs) and other miscellaneous vehicle types (such as snowmobiles, golf cart, segway, etc.) and three (3.5%) were in other vehicle types (farm equipment, etc.).

Fatalities occurred in 29 (55%) of 53 counties.

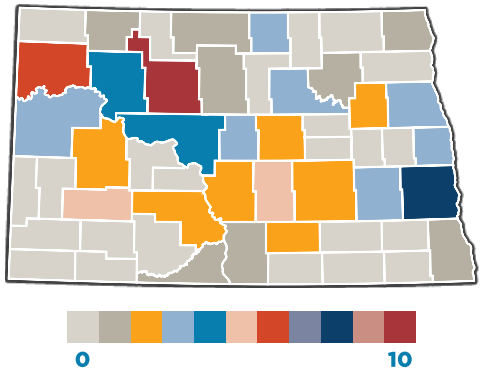

North Dakota Vehicle Crashes, Fatalities and Injuries by County, 2025

County	Crashes	Fatalities	Injuries	Fatality Rate per MVMT
Adams	9	0	6	.00
Barnes	153	3	63	1.21
Benson	11	3	6	3.33
Billings	25	0	6	.00
Bottineau	31	1	14	1.05
Bowman	8	0	6	.00
Burke	18	1	6	1.87
Burleigh	2,036	2	612	.25
Cass	2,475	8	1,001	.44
Cavalier	10	0	2	.00
Dickey	34	0	12	.00
Divide	23	0	12	.00
Dunn	74	2	28	1.12
Eddy	21	0	11	.00
Emmons	25	1	14	1.61
Foster	16	0	2	.00
Golden Valley	7	0	1	.00
Grand Forks	931	3	325	.46
Grant	23	0	11	.00
Griggs	7	0	6	.00
Hettinger	7	0	2	.00
Kidder	34	5	6	3.80
LaMoure	19	0	9	.00
Logan	7	2	4	8.36
McHenry	61	1	25	.77
McIntosh	29	0	11	.00
McKenzie	224	3	74	.64
McLean	87	4	49	1.95
Mercer	51	0	24	.00
Morton	384	2	134	.44

North Dakota Vehicle Crashes, Fatalities and Injuries by County, 2025 (cont.)

County	Crashes	Fatalities	Injuries	Fatality Rate per MVMT
Mountrail	96	4	35	1.46
Nelson	25	2	8	2.92
Oliver	7	0	4	.00
Pembina	61	1	30	.89
Pierce	19	0	9	.00
Ramsey	107	1	40	.71
Ransom	33	0	8	.00
Renville	11	0	5	.00
Richland	165	1	62	.34
Rolette	25	3	21	3.17
Sargent	13	0	11	.00
Sheridan	10	3	5	12.70
Sioux	1	1	0	2.75
Slope	6	0	3	.00
Stark	541	5	130	1.30
Steele	6	0	4	.00
Stutsman	371	2	111	.61
Towner	1	0	0	.00
Traill	88	3	31	1.38
Walsh	46	0	23	.00
Ward	667	10	267	1.47
Wells	40	2	9	2.58
Williams	623	6	216	.93
TOTAL	**9,802**	**85**	**3,514**	**.85**

Vehicle fatalities in North Dakota occur in every month of the year. However, over the past five years, more people have died in crashes during the warmer weather months, from May through November, than during colder weather months. These warm months also coincide with peak travel periods, when more vehicle miles are driven. During the 2021-2025 period, July, August and September had the highest number of vehicle fatalities in the state.

North Dakota Vehicle Fatalities by Month, 2025

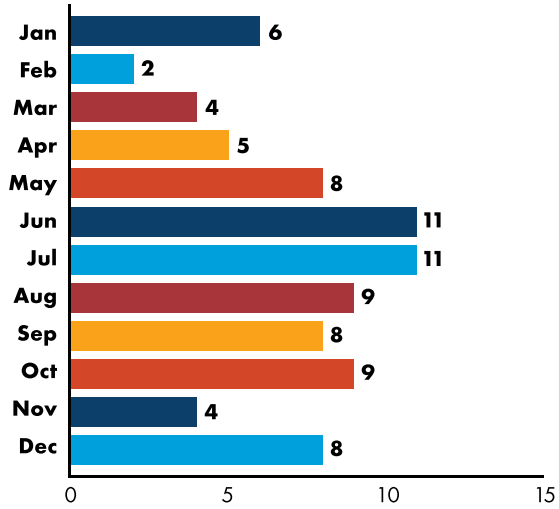

North Dakota Vehicle Fatalities by Month, 2021-2025

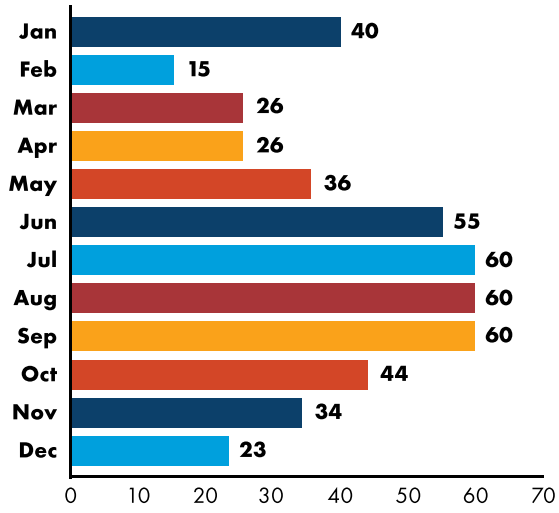

2025 Vehicle Crashes, Fatalities & Injuries in North Dakota (continued)

In North Dakota, males die in vehicle crashes at twice the rate of females.

North Dakota Vehicle Fatalities Males vs. Females, 2025

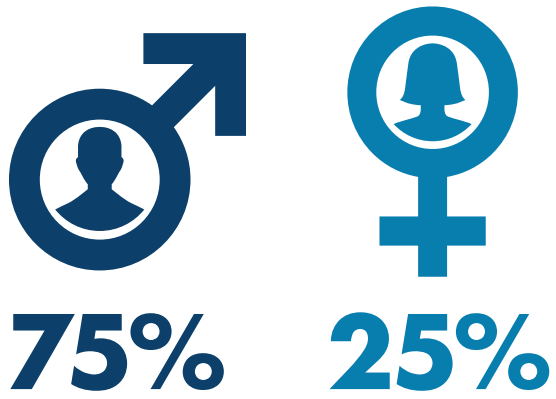

North Dakota Vehicle Fatalities Males vs. Females, 2021-2025



Over the past five years, most driver and passenger fatalities in North Dakota occurred among individuals aged 25 to 34.

North Dakota Vehicle Fatalities by Age, 2025

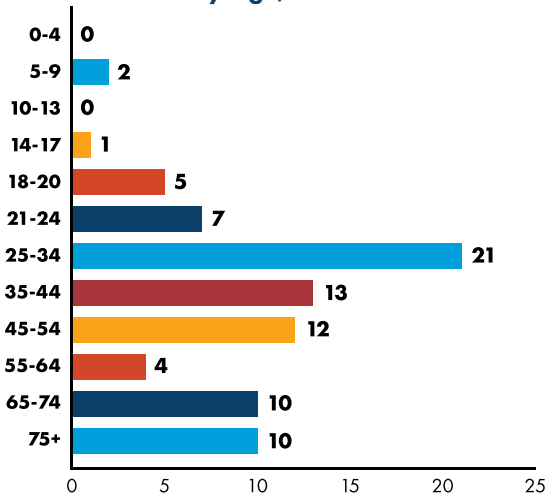

North Dakota Vehicle Fatalities by Age, 2021-2025

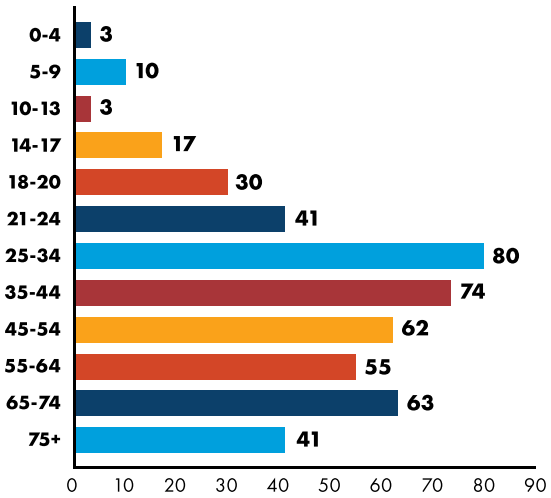

Age of Drivers Involved in Fatal North Dakota Vehicle Crashes, 2025

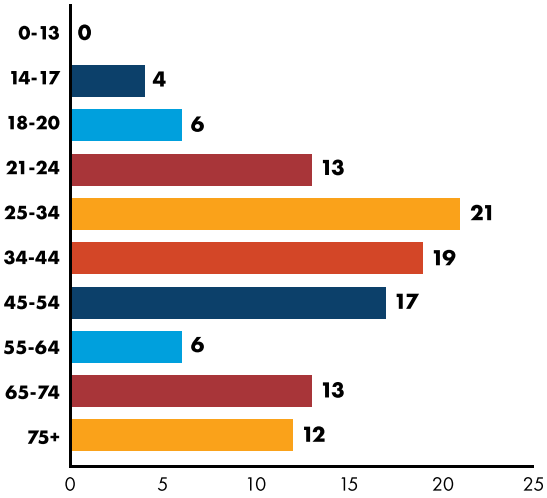

Age of Drivers Involved in Fatal North Dakota Vehicle Crashes, 2021-2025

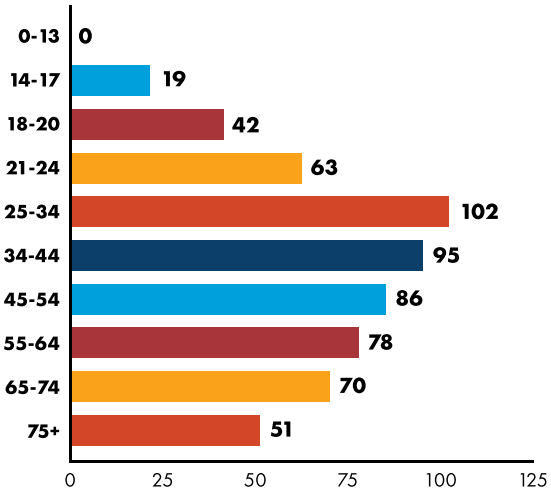

Historically, more fatalities occur during Independence Day and Memorial Day than other holidays.

North Dakota Holiday Vehicle Fatalities, 2025

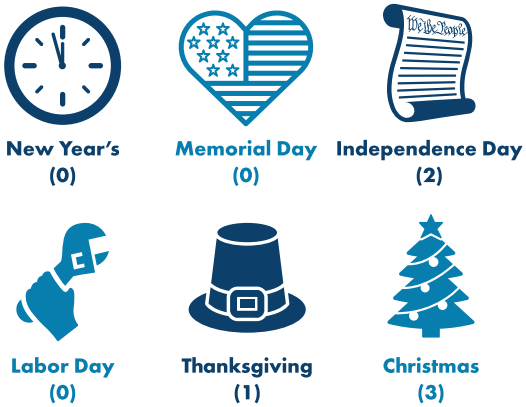

Note: The data reflects multi-day holiday periods, which can vary depending on the holiday and the day of the week it falls on. New Year's Eve fatalities include both December and January, with each fatality counted in the year it occurred.)

North Dakota Holiday Motor Vehicle Fatalities, 2021-2025



OCCUPANT PROTECTION

CLICK IT OR TICKET.

Seat belts save lives. They are the single most effective safety device to prevent death and injury in a motor vehicle crash.[1]

~ EVERY **13 DAYS** one unbelted vehicle occupant died (ND 2025)

~ EVERY **9 DAYS** one unbelted vehicle occupant was ejected (ND 2025)

Seat belts protect you by:

- Keeping you in the vehicle.
- Spreading the force of impact over a large area and the strongest part of the body.
- Allowing your body to slow down gradually, lessening the impact on internal organs.
- Preventing impact with the interior of the vehicle.
- Preventing collision with other occupants of the vehicle.
- Preventing trauma to the brain and spinal cord caused by sudden change in motion.

Fortunately, most drivers and passengers in North Dakota understand the importance of wearing a seat belt. An annual survey of observed seat belt use in North Dakota shows that about nine out of every 10 people (87.9%) wear a seat belt. However, those who do not buckle up are much more likely to be seriously injured or killed in a crash.

[1] National Safety Council

North Dakota Unbelted Fatalities, 2021-2025

Year	Fatalities*	No Seat Belt Used	Percent Unbelted
2021	80	37	46%
2022	68	47	69%
2023	76	36	47%
2024	62	30	48%
2025	53	28	53%

*Only includes fatalities in vehicles equipped with seat belts. Excludes fatalities where seat belts do not apply (pedestrians, bicyclists, motorcyclists, off-highway vehicles, persons riding on the exterior of vehicles, bus passengers, and farm/construction equipment).

North Dakota Percent of Restraint Use by Injury Classification, 2021-2025

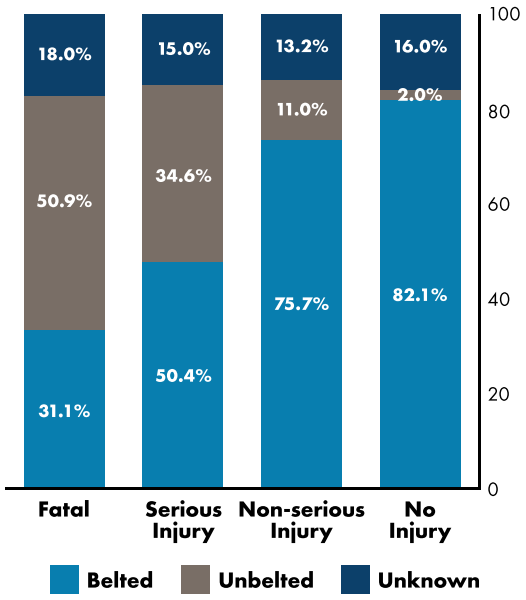

Crash data shows a direct correlation between seat belt use and the severity of injuries. In North Dakota, unbelted vehicle occupants make up the largest share of fatalities, while those who wear seat belts are more likely to experience minor or no injuries in a crash.

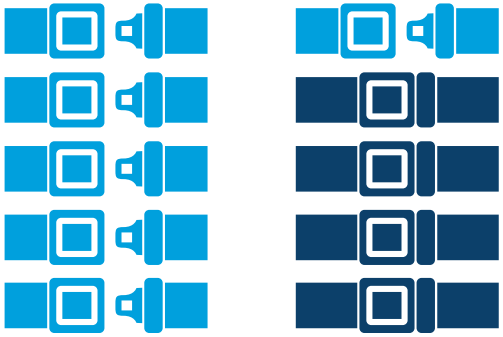

In North Dakota, over the past five years (2021-2025), more than half (53%) of people killed in crashes where seat belts were available were not wearing a seat belt at the time of the crash. Among the unbelted fatalities, 75% were male.

In 2025 alone, 53% of vehicle fatalities involved individuals who were not wearing a seat belt. Of these unbelted fatalities, 50% were partially or completely ejected from the vehicle. Among the single-vehicle rollover fatalities, 75% were unbelted, and 67% of those were partially or fully ejected.

Observed seat belt use in North Dakota has consistently remained below the national average over the past 10 years (2016-2025).

On August 1, 2023, North Dakota updated its seat belt law from secondary to primary enforcement. The law requires all occupants, in both the front and back seats, to be properly buckled and allows law enforcement officers to stop and cite anyone for not wearing a seat belt. The law has resulted in a significant increase in seat belt use.

Seat belts save lives. Wear your seat belt – every seat, every trip, every time!

North Dakota Seat Belt Use and Unbelted Fatalities, 2021-2025

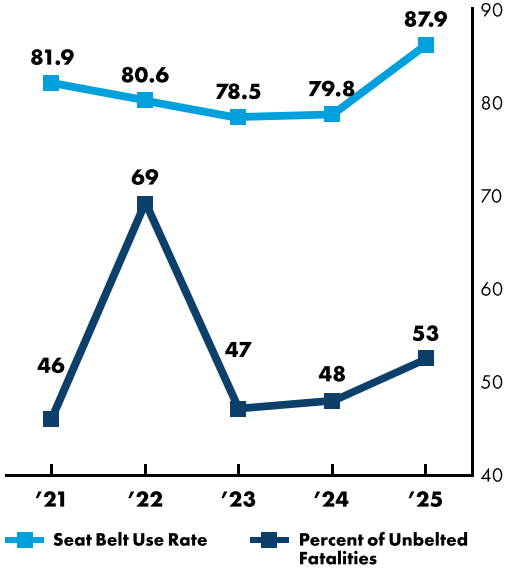

Seat Belt Use Rate
North Dakota vs. United States, 2016-2025

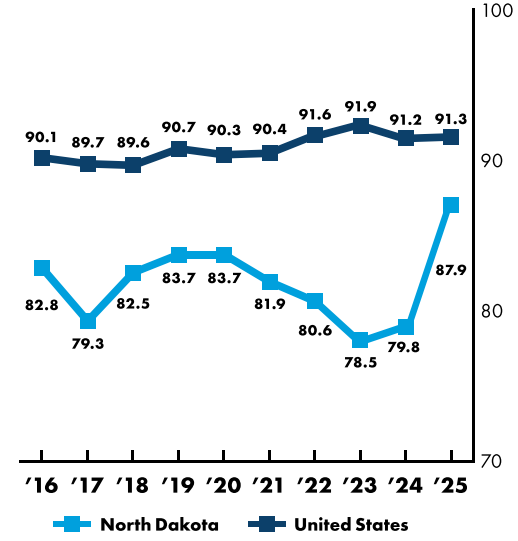

IMPAIRED DRIVING

DRIVE SOBER OR GET PULLED OVER

Crashes involving alcohol and/or drugs are 100% preventable. Each year, many lives in North Dakota could be saved if every driver consistently chooses to drive sober and not while under the influence of alcohol and/or drugs.

~EVERY **15 HOURS** one alcohol-related crash occurred (ND 2025)

~EVERY **17 DAYS** one alcohol-related fatality occurred (ND 2025)

Over the past five years, 150 people have died in alcohol-related crashes in North Dakota. Alcohol contributes to about one-third of all fatal crashes in the state each year. Encouragingly, the percentage of alcohol-related fatal crashes has shown a decreasing trend from 2021 to 2025.

In 2025, approximately 17% of adult arrests in North Dakota were for Driving Under the Influence (DUI).[2] The **average** blood alcohol content (BAC) among DUI offenders is .145, nearly twice the legal limit of .08.

Drive sober.

[2] North Dakota Office of Attorney General, Bureau of Criminal Investigation, Crime in North Dakota, 2025

North Dakota Alcohol-Related* Fatal Vehicle Crashes, Fatalities and Injuries, 2021-2025

Year	Fatal Crashes	Fatalities	Injuries
2021	27	35	396
2022	36	36	419
2023	34	38	342
2024	19	19	410
2025	23	22	322

***Alcohol-Related Crash** – A crash involving a driver with officer suspected alcohol use, and/or a driver violation of DUI (alcohol), and/or driver condition at the time of the crash (under the influence of medications/drugs/alcohol).

Percent of North Dakota Alcohol-Related Fatal Vehicle Crashes, 2021-2025

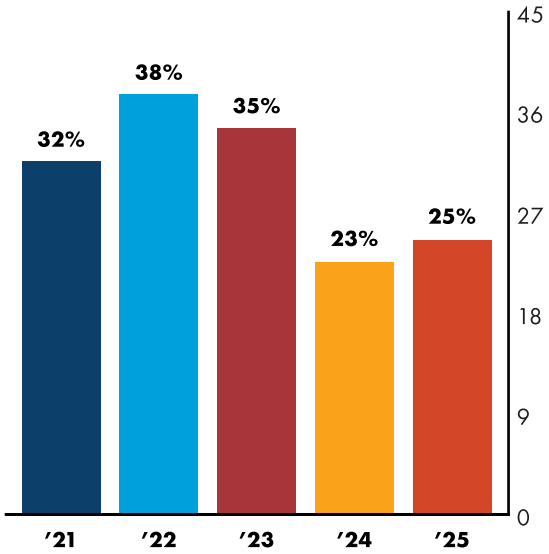

DISTRACTED DRIVING

PUT THE PHONE AWAY OR PAY

Distraction – taking eyes, hands or mental attention away from driving – is a common contributing factor in most motor vehicle crashes and near crashes. According to the National Highway Traffic Safety Administration (NHTSA), texting while driving is a behavior so dangerous that drivers are:

23X MORE at risk of a crash or near-crash event

6X MORE likely to crash than a drunk driver

NHTSA reported that 3,208 people nationwide were killed in vehicle crashes involving distracted drivers in 2024.*

Distracted driving is vastly underreported because drivers may hesitate to admit they were distracted, witnesses may not notice, and other factors make it difficult to verify. As a result, North Dakota's crash data related to distraction is likely underestimated. However, in 2025 there were:

- 902 crashes related to distracted/fatigued/asleep drivers including seven fatal crashes and 262 injury crashes in North Dakota.
- 1,620 distracted driving violations posted to the ND Driver's License System.



Sending one text at 55 mph is like ***driving blindfolded*** the entire length of a football field.

*Most current data available

BUCKLE UP PHONE DOWN

The Buckle Up Phone Down (BUPD) pledge is simple: when you get into any vehicle, buckle up and encourage others to do the same. If you are a driver, put the cell phone down. Every trip, every time!

Make an impact by taking the pledge and spreading the word to your colleagues, family and friends. You can help us reach Vision Zero. We challenge you, North Dakota! Take the pledge now at **VisionZero.ND.gov** and get instant access to policies, social media posts, talking points and more.

SPEED AND/OR AGGRESSIVE DRIVING

SPEEDING SLOWS YOU DOWN

Speeding puts everyone on the road at risk. It reduces a driver's ability to slow down, steer safely around curves or avoid other vehicles and hazards. In school zones or neighborhoods, that could include a child or an animal crossing the road.

In 2025, speeding and/or aggressive driving was a factor in 29% of fatal crashes in North Dakota.

~ EVERY **2 HOURS**
one speed/aggressive driving involved crash occurred (ND 2025)

~ EVERY **17 DAYS**
one speed-related fatality occurred (ND 2025)

Of the 35 drivers involved in fatal crashes in 2025 with speed and/or aggressive driving identified as a contributing factor, 51% were ages 18-44 and 86% were male.

It's not just aggressive driving, it's deadly driving. Stop speeding before it stops you.

North Dakota Fatal Vehicle Crashes Involving Speed/Aggressive Driving* 2021-2025

Year	Total Fatal Crashes	Speed/Aggr. Driv.-Involved Fatal Crashes	Percent
2021	85	29	34%
2022	96	30	31%
2023	96	32	33%
2024	83	27	33%
2025	77	22	29%

*Speed/Aggressive Driving-Involved is defined as speeding, driving too fast for conditions, following too close, or operating a vehicle in an erratic, reckless, careless, negligent or aggressive manner.

158 PEOPLE
have died in speed/aggressive driving-involved crashes in North Dakota over the past five years. (ND 2025)

North Dakota Vehicle Crashes, Fatalities and Injuries Involving Speed/ Aggressive Driving,* 2021-2025

Year	Crashes	Fatalities	Injuries
2021	3,663	35	1,613
2022	3,936	34	1,550
2023	3,932	33	1,427
2024	3,687	30	1,350
2025	3,668	26	1,280

LANE DEPARTURE

Lane departure crashes are the most common type of crash resulting in injuries in rural areas. These crashes happen when a vehicle crosses an edge line or a center line, or otherwise leaves the traveled way.

~ EVERY **2 HOURS**
one lane departure-related crash occurred (ND 2025)

~ EVERY **8 DAYS**
one lane departure-related fatality occurred (ND 2025)

In 2025, 44% of single-vehicle fatal lane departure crashes in North Dakota involved overturning/rolling over, while 24% involved collisions with fixed objects such as trees, utility/light poles, traffic signs or mailboxes.

Lane departure crashes can result from many factors, including driver distraction, drowsiness and impaired driving. In 2025, officer suspected alcohol involvement was a contributing factor in 28% of fatal lane departure crashes.

Stay in your lane.

North Dakota Vehicle Crashes, Fatalities and Injuries Involving Lane Departure, 2021-2025

Year	Crashes	Fatalities	Injuries
2021	3,642	57	1,393
2022	4,100	47	1,391
2023	4,358	53	1,063
2024	3,969	48	1,284
2025	3,905	47	1,139

SAFETY CORRIDORS:
AN APPROACH TO VISION ZERO

Safety Corridors are part of the Vision Zero strategy to reduce motor vehicle fatalities and serious injuries to zero. A Safety Corridor is a designated section of highway that includes enhanced safety features and an increase in law enforcement to remind drivers that they are responsible for obeying all traffic laws and posted speed limits. The purpose is to utilize engineering and technological solutions to change dangerous driving behavior and reduce the number of crashes on state highways.

Visit VisionZero.ND.gov for more information.



OLDER DRIVERS

Driving helps older adults maintain mobility and independence. Decisions about a person's ability to drive should not be based on age alone. However, changes in vision, physical fitness and reflexes may cause safety concerns. Older adults are also more vulnerable to injury in a crash, which can contribute to higher fatality risk.[3]

EVERY

4.5 HOURS

one older driver crash occurred (ND 2025)

~EVERY

16 DAYS

One person died in a crash involving an older driver (ND 2025)

In North Dakota, older drivers aged 65-98 were behind the wheel in nearly 20% of all crashes in 2025.

Older drivers were involved in 30% of fatal crashes in North Dakota in 2025. Over the past five years in North Dakota, 121 people died in crashes involving an older driver.

[3] Centers for Disease Control and Prevention, Older Adult Drivers.

Older Driver Involvement in All North Dakota Vehicle Crashes, 2021-2025

Year	All Crashes	Aging Driver Crashes	Percent
2021	9,585	1,549	16%
2022	8,820	1,794	20%
2023	10,549	1,670	16%
2024	9,803	1,725	18%
2025	9,802	1,846	19%

Older Driver Involvement in Fatal North Dakota Vehicle Crashes, 2021-2025

Year	Total Fatal Crashes	Older Driver Fatal Crashes	Percent
2021	85	19	22%
2022	96	25	26%
2023	96	27	28%
2024	83	27	33%
2025	77	22	29%

Number of Fatalities Involving Older Driver from North Dakota Vehicle Crashes, 2021-2025

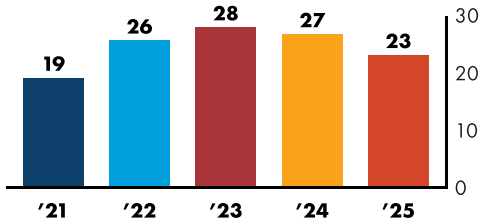

Number of Older Adult Fatalities from North Dakota Vehicle Crashes, 2021-2025

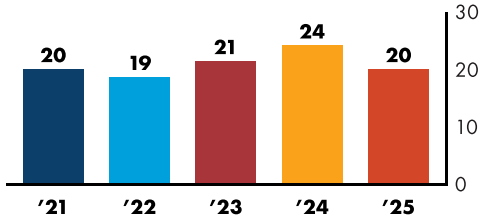

YOUNG DRIVERS

Young driver inexperience, coupled with immaturity, often results in risk-taking behaviors such as speeding, alcohol use and not wearing a seat belt – all of which contribute to an increased death rate.[4]

EVERY **4 HOURS** one teen driver crash occurred (ND 2025)

~EVERY **41 DAYS** one teen died in a crash (ND 2025)

In North Dakota, drivers aged 14-19 make up 5% of all licensed drivers but are behind the wheel in 21% of all crashes.

Teen drivers were involved in 10% of fatal crashes in 2025, and over the past five years, 35 teens (both drivers and passengers) have died in vehicle crashes in the state.

[4] Governors Highway Safety Administration

Teen Driver Involvement in All North Dakota Vehicle Crashes, 2021-2025

Year	Total Crashes	Teen Driver Crashes	Percent
2021	9,585	2,052	21%
2022	10,734	1,706	16%
2023	10,549	2,148	20%
2024	9,803	2,081	21%
2025	9,802	2,073	21%

Teen Driver Involvement in Fatal North Dakota Vehicle Crashes, 2021-2025

Year	Total Fatal Crashes	Teen Driver Fatal Crashes	Percent
2021	85	16	19%
2022	96	11	11%
2023	96	6	6%
2024	83	6	7%
2025	77	8	10%

Number of Fatalities Involving Teen Driver from North Dakota Vehicle Crashes, 2021-2025

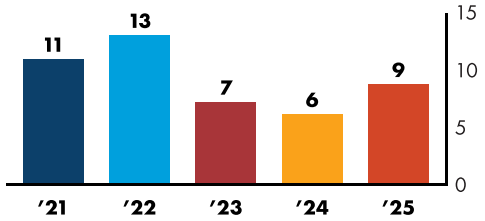

Number of Teen Fatalities from North Dakota Vehicle Crashes, 2021-2025

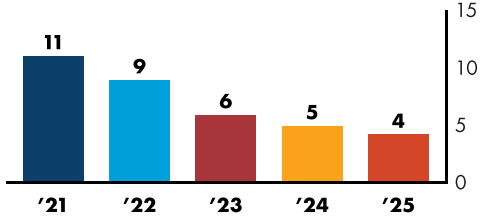

BICYCLES AND PEDESTRIANS

People get around in different ways, including by bike or on foot. No matter how you travel, everyone shares the responsibility to keep North Dakota roads safe. Bicyclists and pedestrians have the same rights and responsibilities as drivers, but they are more vulnerable because they do not have the protection provided by a vehicle.

~EVERY **4 DAYS** one bicyclist was involved in a crash (ND 2025)

EVERY **3 DAYS** one pedestrian was involved in a crash (ND 2025)

Pedestrians are at a disadvantage when crossing streets, intersections or standing on corners because drivers may not always see them. To stay safe, it is important to make eye contact with drivers before crossing to ensure they are aware of your presence. Avoid distractions, such as using a phone while walking, and wear bright or reflective clothing to make yourself more visible. Be especially cautious around large or wide vehicles and stay clear of areas where drivers may have blind spots.

Bicyclists also need to take extra precautions to protect themselves on the road. Wearing a helmet is one of the most effective ways to prevent injury. Riders should stay alert to traffic conditions, check their brakes regularly, ride in the same direction as vehicle traffic and avoid drivers' blind spots.

Number of North Dakota Vehicle Crashes, Fatalities and Injuries Involving Bicyclists, 2021-2025

Year	Crashes	Fatalities	Injuries
2021	65	1	63
2022	59	1	73
2023	90	0	89
2024	81	1	75
2025	96	1	92

Number of North Dakota Vehicle Crashes, Fatalities and Injuries Involving Pedestrians, 2021-2025

Year	Crashes	Fatalities	Injuries
2021	113	10	84
2022	56	6	72
2023	121	10	93
2024	123	5	102
2025	110	8	85

In 2025, 75% of pedestrian-related fatalities involving a motor vehicle were male and 25% were female.

MOTORCYCLES AND OFF-HIGHWAY VEHICLES

Motorcyclists can improve their safety on the road by wearing All The Gear, All The Time (ATGATT), taking a rider safety course and following all traffic laws.

~EVERY **2 DAYS** one motorcyclist was involved in a crash (ND 2025)

~EVERY **23 DAYS** one motorcyclist died in a crash (ND 2025)

Motorists can prevent a crash with motorcyclists by checking all mirrors and blind spots, keeping a safe distance and being alert for motorcyclists, especially at intersections.

Motorcycle Fatality Facts, ND 2025



*Fatalities with known alcohol test results.

Number of North Dakota Vehicle Crashes, Fatalities and Injuries Involving Motorcycles, 2021-2025

Year	Crashes	Fatalities	Injuries
2021	189	8	181
2022	167	21	180
2023	195	16	158
2024	225	16	193
2025	207	16	177

In 2025, 93% of all reported motorcycle crashes resulted in injury or death. Over the past five years, speed has been a contributing factor in 44% of motorcycle fatalities in North Dakota.

Number of North Dakota Vehicle Crashes, Fatalities and Injuries Involving Off Highway Vehicles*, 2021-2025

Year	Crashes	Fatalities	Injuries
2021	55	5	59
2022	60	6	58
2023	58	2	53
2024	65	3	72
2025	56	5	62

*Off-highway vehicles include all-terrain vehicles (ATV) and snowmobiles.

HEAVY TRUCKS

All drivers share the responsibility of practicing safe driving habits around heavy vehicles. Heavy trucks include single-unit trucks with two or three axles, truck tractors such as bobtails, semi-trailers, doubles and triples, as well as any truck with a Gross Vehicle Weight Rating (GVWR) over 10,000 pounds without a classified body type.

~EVERY **10 HOURS** one heavy vehicle-related crash occurred (ND 2025)

~EVERY **19 DAYS** one heavy vehicle-related fatality occurred (ND 2025)

In 2025, about 43% of crashes involving heavy vehicles in North Dakota involved a single vehicle, while 15% were rear-end crashes. Additionally, 27% of these crashes occurred at or near intersections, 17% involved a rollover and 21% were related to speeding.

Crashes involving heavy vehicles are more frequent during colder months, from October through March (57%), and the majority occur in rural areas (71%).

Share the road with trucks.

Number of North Dakota Vehicle Crashes, Fatalities and Injuries Involving Heavy Trucks, 2021-2025

Year	Crashes	Fatalities	Injuries
2021	734	11	273
2022	720	23	334
2023	1,179	24	244
2024	944	21	275
2025	911	19	256



71% of motor vehicle crashes involving heavy vehicles were in rural areas (ND 2025)



29% of motor vehicle crashes involving heavy vehicles were in urban areas (ND 2025)

INTERSECTIONS

Intersection crashes happen at or near intersections. Intersection crashes often occur due to the number of potential conflict points associated with crossing vehicles, pedestrians and bicyclists.

~EVERY **2 HOURS** one intersection crash occurred (ND 2025)

~EVERY **17 DAYS** one intersection fatality occurred (ND 2025)

In 2025, one-fourth of severe intersection crashes (those resulting in a fatality or serious injury) were due to speeding and/or aggressive driving and one-third involved drivers aged 65 and older.

Number of North Dakota Vehicle Crashes, Fatalities and Injuries Involving Intersections, 2021-2025

Year	Crashes	Fatalities	Injuries
2021	4,422	30	2,011
2022	4,835	27	1,789
2023	4,649	34	1,945
2024	4,621	28	1,920
2025	4,368	22	1,839

WORK ZONES

According to the National Safety Council and NHTSA, work zone crashes account for about 2% of all fatal motor vehicle crashes.

In North Dakota, over the past five years (2021-2025), 72% of severe crashes (those resulting in fatality or serious injury) were related to speeding and/or aggressive driving. Among severe work zone crashes, 23% involved at least one unbelted occupant.

Number of North Dakota Vehicle Crashes, Fatalities and Injuries in Work Zones*, 2021-2025

Year	Crashes	Fatalities	Injuries
2021	246	4	117
2022	176	2	58
2023	290	0	121
2024	230	0	69
2025	213	0	52

*A work zone crash is defined as a crash occurring at a location identified as a work zone, which meet the following criteria: work zone (construction/maintenance/utility); and before the first work zone warning sign; advance warning area; transition area; activity area; or termination area.

PREVENTING VEHICLE CRASHES, FATALITIES & INJURIES

The North Dakota Vision Zero Plan follows the Safe System Approach, which recognizes that traffic deaths and serious injuries are unacceptable, humans make mistakes, and the transportation system should be designed to prevent those mistakes from resulting in death or serious injury.

The Safe System Approach includes five elements:

Safer People. Promote safe behaviors by all road users, including seat belt and child restraint use, sober and distraction-free driving, and compliance with traffic laws.

Safer Vehicles. Promote vehicles and safety technologies that help prevent crashes and protect occupants when crashes occur.

Safer Speeds. Address speed through appropriate speed limits, roadway design, enforcement, education and other proven countermeasures.

Safer Roads. Design, construct and maintain roads to accommodate human error and reduce the likelihood and severity of crashes.

Post-Crash Care. Provide timely emergency response, medical care and trauma services to reduce the consequences of crashes and improve survival.

Achieving Vision Zero requires shared responsibility among individuals, communities, transportation agencies, law enforcement, emergency responders, health care providers and other partners.



DO YOU WANT TO GET INVOLVED IN MOTOR VEHICLE CRASH PREVENTION?

The NDDOT and our traffic safety partners invite you to join the **Vision Zero Partner Network (VZPN)** for resources and ideas to help reduce risky driver and occupant behaviors to save lives.

Risky behaviors cause hundreds of preventable crashes in North Dakota every year. By joining the VZPN, you can help prevent motor vehicle crash fatalities and serious injuries on North Dakota roads. Marketing and resource materials are free and all contributions are voluntary.

Benefits of VZPN:

- Protect your organization's human and financial resources
- Guard against potential liabilities associated with work-related crashe
- Demonstrate your company, school or organization's commitment to the community
- Show your students or employees you care about them and their famil
- Address the problems of distracted driving, impaired driving, speed and/or aggressive driving and lack of seat belt use

What partners will receive from NDDOT:

- Education tools and materials bundled for each campaign
- Help getting a driver and occupant safety program started
- Opportunities to collaborate with other network organizations and agencies
- Technical support for local opportunities such as media interviews

To sign up, go to **VisionZero.ND.gov** and click on "Partners."

Working together, we can save lives.



THE NORTH DAKOTA CRASH MEMORIAL WALL

The North Dakota Crash Memorial Wall is an online space to safely honor someone you love who lost their life in a vehicle crash on a North Dakota road. Memorials are public in the hope that sharing their stories will offer comfort to families and friends and remind visitors about the devastating impact of vehicle fatalities.

The Crash Memorial Wall was developed by the North Dakota Department of Transportation and launched in August 2015. In 2016, the American Association of Motor Vehicle Administrators (AAMVA) recognized the North Dakota Crash Memorial Wall with a Public Affairs and Consumer Education Award (PACE) for outstanding website.

Immediate family members are invited to create a memorial at **VisionZero.ND.gov.** Extended family and friends can comment on the memorials. All submissions are reviewed by the North Dakota Department of Transportation within 10 business days.

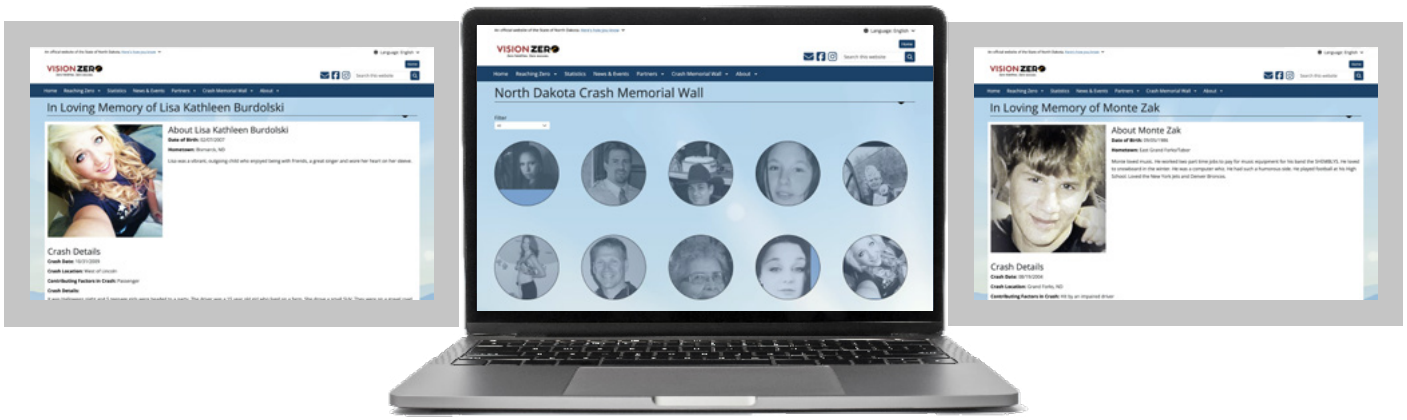

Even one life lost in a motor vehicle crash is too many. Every life is precious.

NORTH Dakota | Transportation

Be Legendary.

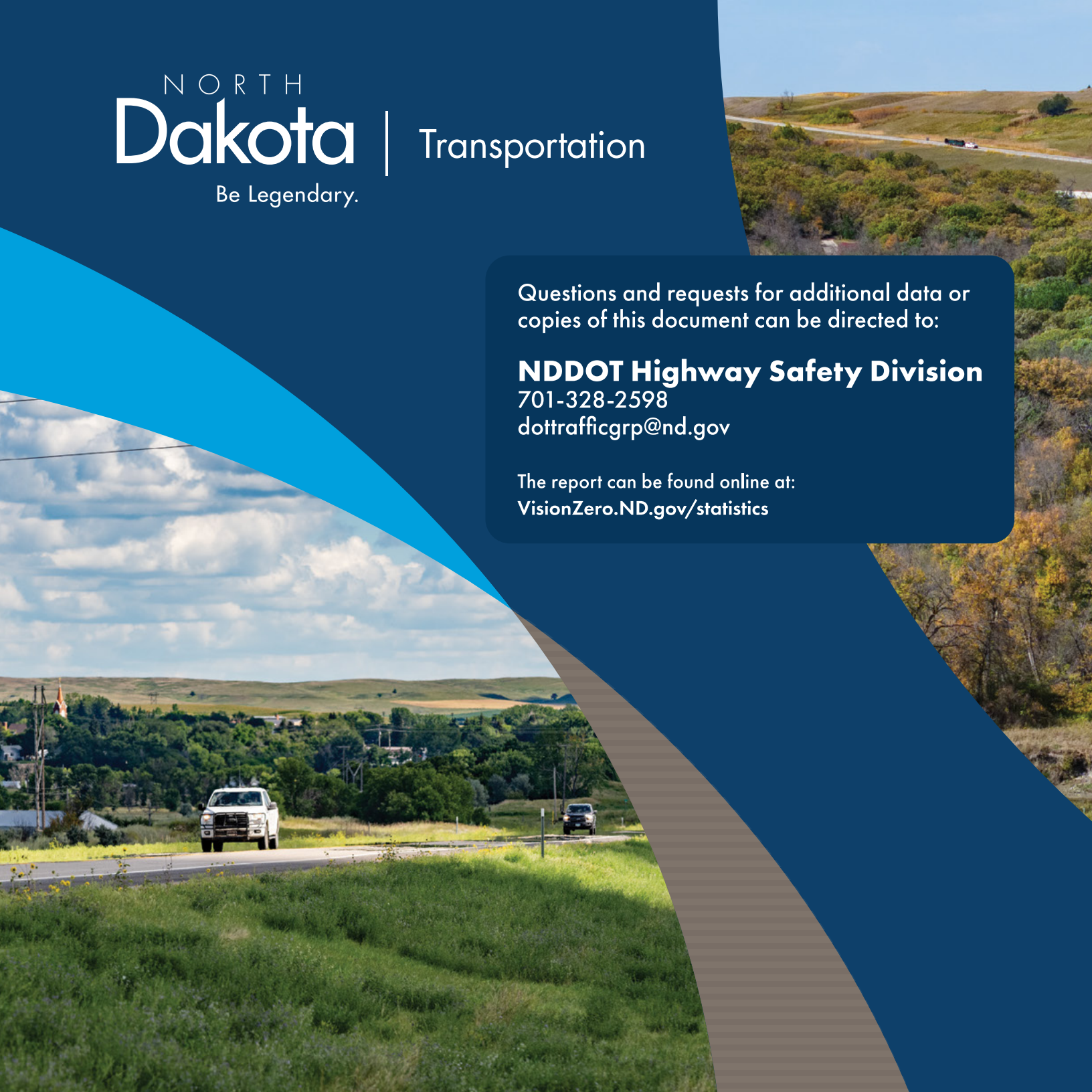

Questions and requests for additional data or copies of this document can be directed to:

NDDOT Highway Safety Division
701-328-2598
dottrafficgrp@nd.gov

The report can be found online at:
VisionZero.ND.gov/statistics