

# 2024

## NORTH DAKOTA



## SUMMARY



**VISION ZERO** 

Zero fatalities. Zero excuses.

# VISION ZERO

Zero fatalities. Zero excuses.

## VISION:

Establish a culture of shared responsibility where fatalities and serious injuries on North Dakota roadways are recognized as preventable and not tolerated.

## MISSION:

Eliminate fatalities and serious injuries on North Dakota roadways.

# ABOUT THIS DOCUMENT

This document is prepared annually by the North Dakota Department of Transportation (NDDOT) Highway Safety Division to provide information about motor vehicle crashes, fatalities and injuries in North Dakota.


Data for this document is collected by North Dakota law enforcement officers who complete a crash report whenever a crash on a public road results in a fatality, an injury or at least \$4,000 in property damage.

**The reportable property damage threshold increased to \$4,000 on August 1, 2019. Before that date, crashes with \$1,000 or more in property damage were reportable.**

Crashes that occur off of a public road (for example, on private property or parking lots) are not included.

Crash reports are submitted by law enforcement to the NDDOT Highway Safety Division for central collection and analysis. The data presented in this report reflects the point in time when it was analyzed, and comparisons with other analyses may vary. The 2024 Crash Summary also includes a change in data source, which may lead to some differences in reported numbers.

We extend our gratitude to all law enforcement personnel at the city, county, state and tribal levels who provide this valuable data.



**It is important to note that crashes are not “accidents.” Using the term “accident” can suggest that crashes are unavoidable, when in reality they are predictable outcomes of specific actions.**

# TABLE OF CONTENTS

- Executive Summary . . . . . 1
- Vehicle Crashes, Fatalities & Injuries in North Dakota:  
A Decade in Review (2015-2024) . . . . . 2-3
- 2024 Vehicle Crashes, Fatalities & Injuries in North Dakota . . . . . 4-7
- Occupant Protection . . . . . 8-9
- Impaired Driving . . . . . 10
- Distracted Driving . . . . . 11
- Speed and/or Aggressive Driving. . . . . 12
- Lane Departure . . . . . 13
- Heavy Trucks . . . . . 14
- Young Drivers . . . . . 15
- Bicycles and Pedestrians . . . . . 16
- Motorcycles and Off-Highway Vehicles . . . . . 17
- Intersections . . . . . 18
- Work Zones. . . . . 18
- Preventing Vehicle Crashes, Fatalities & Injuries . . . . . 19
- Vision Zero Partner Network . . . . . 20
- North Dakota Crash Memorial Wall . . . . . 21

# EXECUTIVE SUMMARY

Vehicle crash fatalities and injuries are sudden, violent and traumatic. Their effects can be long-lasting, often permanent and extend beyond the victims to affect their family, friends and communities.

## The good news is crashes are largely preventable.

In North Dakota in 2024, preventable human behaviors contributed significantly to vehicle fatalities. Among the 89 that year, 48% were not wearing a seat belt, 23% involved alcohol, 33% involved speed and/or aggressive driving, and 54% were related to lane departures.

**Vehicle crash fatalities in North Dakota can be reduced when every driver and passenger takes personal responsibility for their safety.**



This includes always wearing a seat belt; using child passenger safety (CPS) seats that are appropriate for the child's age, height and weight; avoiding distractions such as cell phones while driving; driving only when sober (i.e., not under the influence of alcohol and/or drugs); and obeying all posted speed limits.

# VEHICLE CRASHES, FATALITIES & INJURIES IN NORTH DAKOTA:

## A Decade in Review (2015-2024)

In 2024, North Dakota experienced 9,803 vehicle crashes that resulted in fatalities, injuries or property damage.

Over the past 10 years, crash fatalities have decreased by 32%. In 2024, there were 89 fatalities, marking the lowest number of vehicle crash deaths in the state in 24 years.

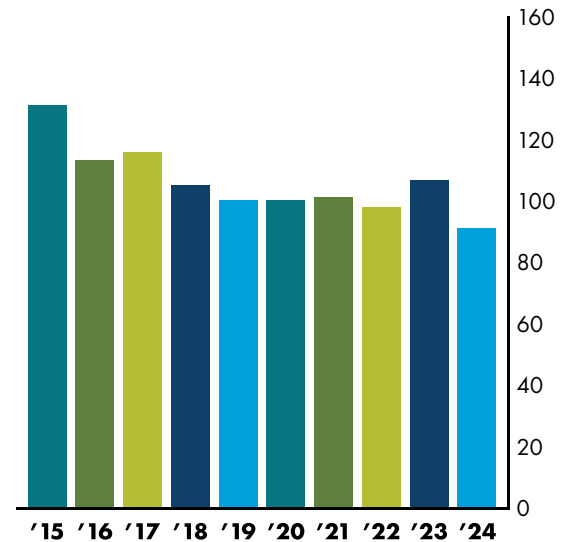


Each year, vehicle crashes claim approximately 35,000 to 40,000 lives in the United States compared to about 100 lives lost annually in North Dakota.

North Dakota Vehicle Crashes,  
Fatalities and Injuries 2015-2024

Year	Crashes	Fatalities	Injuries
<b>2015</b>	15,077	131	4,917
<b>2016</b>	15,017	113	4,614
<b>2017</b>	15,280	116	4,432
<b>2018</b>	15,242	105	4,230
<b>2019</b>	14,221	100	4,258
<b>2020</b>	8,820	100	3,426
<b>2021</b>	9,585	101	3,947
<b>2022</b>	10,734	98	3,763
<b>2023</b>	10,475	106	2,828
<b>2024</b>	9,803	89	3,592

North Dakota Vehicle Fatalities  
2015-2024

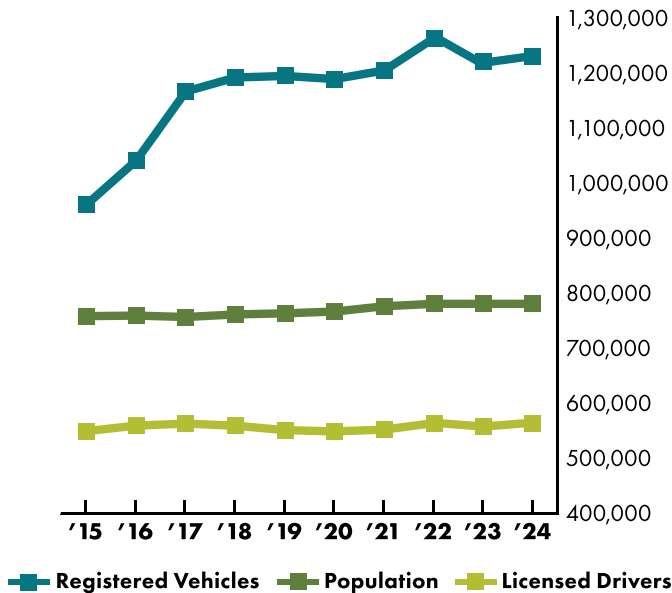


Over the past seven years, North Dakota's traffic fatality rate per 100 million vehicle miles traveled (VMT) has consistently been **lower** than the national rate. VMT measures crash exposure – the more vehicle miles driven, the greater the risk of a crash.



According to the U.S. Census Bureau, North Dakota's population has grown by just over 22,000 people in the past 10 years.

### North Dakota People, Drivers, and Vehicles, 2015-2024

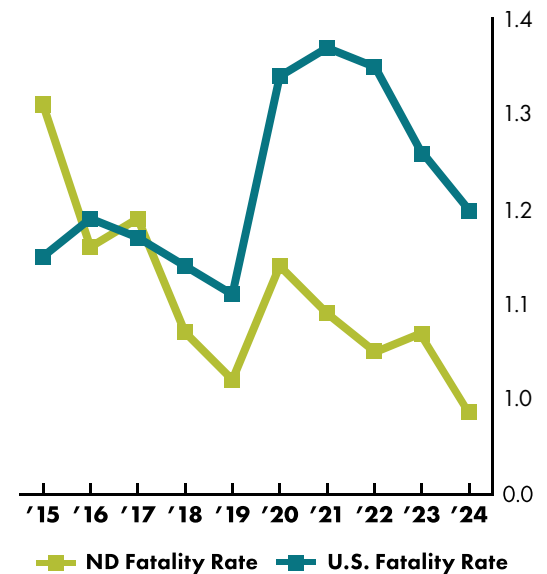


### Vehicle Fatalities and Fatality Rate\* North Dakota vs. United States, 2015-2024

Year	ND Fatalities	ND Fatality Rate*	U.S. Fatalities	U.S. Fatality Rate*
2015	131	1.31	35,484	1.15
2016	113	1.16	37,806	1.19
2017	116	1.19	37,473	1.17
2018	105	1.07	36,835	1.14
2019	100	1.02	36,355	1.11
2020	100	1.14	39,007	1.34
2021	101	1.09	42,939	1.37
2022	98	1.05	42,795	1.35
2023	106	1.07	40,990	1.26
2024	89	.89	39,345	1.20

\*Rate is based on the number of fatalities per 100 million vehicle miles traveled.

### Vehicle Fatality Rate North Dakota vs. United States, 2015-2024



# 2024 VEHICLE CRASHES, FATALITIES & INJURIES IN NORTH DAKOTA

In 2024, 89 people lost their lives in vehicle crashes in North Dakota. The ages of those who died ranged from 3 to 84 years old, and the majority of fatalities (88%) were North Dakota residents.

EVERY  
**54 MINUTES**  
one vehicle crash occurred (ND 2024)

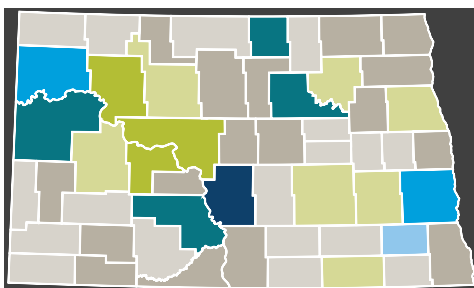


~ EVERY  
**3.5 HOURS**  
one person was injured in a crash (ND 2024)

~ EVERY  
**4 DAYS**  
one person died in a crash (ND 2024)

Of the 89 fatalities in 2024, 61 (69%) were occupants of passenger vehicles, 17 (19%) were motorcyclists, six (7%) were pedestrians and bicyclists, three (3%) were individuals on all-terrain vehicles (ATVs) and other miscellaneous vehicle types (such as snowmobiles, golf cart, segway, etc.) and two (2%) were in other vehicle types (farm equipment, etc).

Fatalities occurred in 36 (68%) of 53 counties.



## North Dakota Vehicle Crashes, Fatalities and Injuries by County, 2024

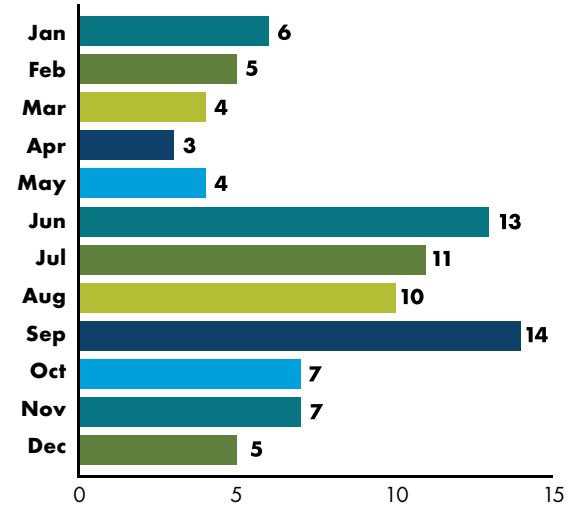
County	Crashes	Fatalities	Injuries	Crash Rate per MVMT
<b>Adams</b>	7	1	16	.02
<b>Barnes</b>	97	2	35	.04
<b>Benson</b>	22	5	18	.02
<b>Billings</b>	23	1	11	.02
<b>Bottineau</b>	39	0	10	.04
<b>Bowman</b>	5	0	0	.01
<b>Burke</b>	23	0	10	.04
<b>Burleigh</b>	1,956	8	608	.25
<b>Cass</b>	2,511	7	1,111	.14
<b>Cavalier</b>	20	1	9	.04
<b>Dickey</b>	29	2	11	.05
<b>Divide</b>	19	0	2	.03
<b>Dunn</b>	97	2	32	.05
<b>Eddy</b>	18	0	2	.06
<b>Emmons</b>	31	1	18	.05
<b>Foster</b>	17	0	2	.03
<b>Golden Valley</b>	14	0	7	.03
<b>Grand Forks</b>	882	2	288	.13
<b>Grant</b>	18	0	7	.05
<b>Griggs</b>	9	0	8	.03
<b>Hettinger</b>	10	1	8	.03
<b>Kidder</b>	36	0	5	.03
<b>LaMoure</b>	25	0	6	.04
<b>Logan</b>	15	0	4	.07
<b>McHenry</b>	58	1	26	.05
<b>McIntosh</b>	20	0	8	.07
<b>McKenzie</b>	295	5	113	.06
<b>McLean</b>	58	3	34	.03
<b>Mercer</b>	68	3	34	.08
<b>Morton</b>	368	5	131	.08

### North Dakota Vehicle Crashes, Fatalities and Injuries by County, 2024 (cont.)

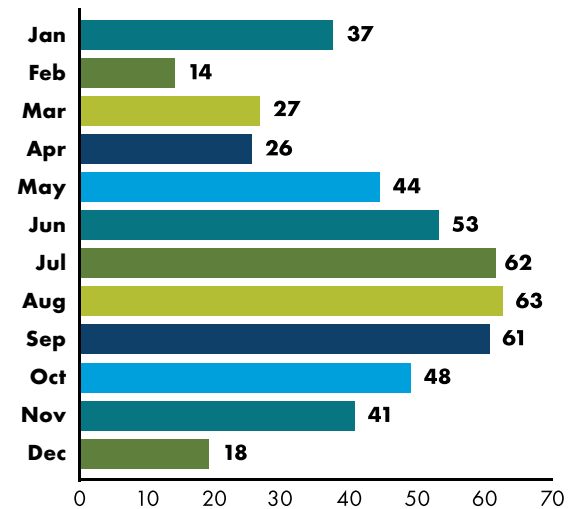
County	Crashes	Fatalities	Injuries	Crash Rate per MVM
<b>Mountrail</b>	101	3	39	.04
<b>Nelson</b>	29	1	13	.04
<b>Oliver</b>	9	1	2	.03
<b>Pembina</b>	63	1	36	.05
<b>Pierce</b>	25	1	11	.05
<b>Ramsey</b>	97	2	34	.07
<b>Ransom</b>	31	6	12	.06
<b>Renville</b>	7	1	4	.02
<b>Richland</b>	167	1	82	.06
<b>Rolette</b>	9	5	15	.01
<b>Sargent</b>	16	0	16	.03
<b>Sheridan</b>	14	1	6	.05
<b>Sioux</b>	1	1	0	.00
<b>Slope</b>	8	0	2	.03
<b>Stark</b>	518	1	117	.13
<b>Steele</b>	1	0	0	.00
<b>Stutsman</b>	385	2	100	.12
<b>Towner</b>	3	0	1	.01
<b>Traill</b>	80	1	29	.04
<b>Walsh</b>	50	1	19	.03
<b>Ward</b>	675	2	260	.10
<b>Wells</b>	33	1	11	.04
<b>Williams</b>	691	7	209	.11
<b>TOTAL</b>	<b>9,803</b>	<b>89</b>	<b>3,592</b>	<b>.10</b>

Vehicle fatalities in North Dakota occur in every month of the year. However, over the past five years, more people have died in crashes during the warmer weather months, from May through November, than during colder weather months. These warm months also coincide with peak travel periods, when more vehicle miles are driven. During the 2020-2024 period, August had the highest number of vehicle fatalities in the state.

### North Dakota Vehicle Fatalities, by Month, 2024



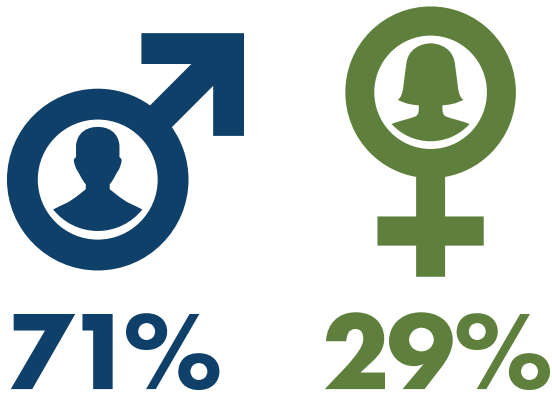
### North Dakota Vehicle Fatalities by Month, 2020-2024




## 2024 Vehicle Crashes, Fatalities & Injuries in North Dakota (continued)

In North Dakota, males die in vehicle crashes at twice the rate of females.

North Dakota Vehicle Fatalities  
Males vs. Females, 2024

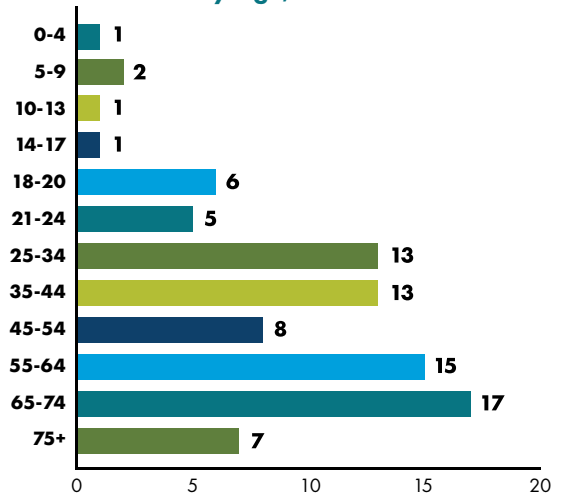


North Dakota Vehicle Fatalities  
Males vs. Females, 2020-2024

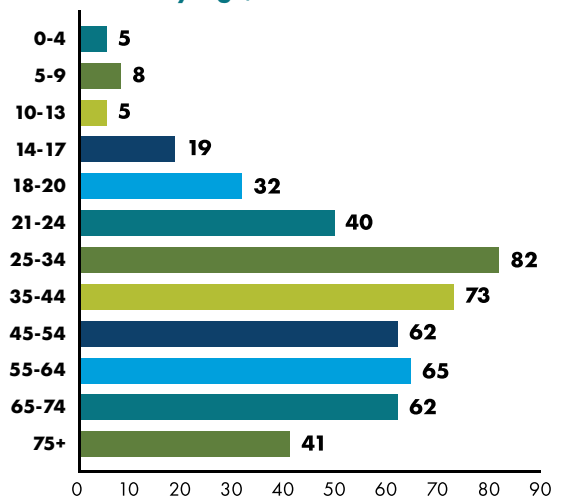


Over the past five years, most driver and passenger fatalities in North Dakota occurred among individuals aged 25 to 74.

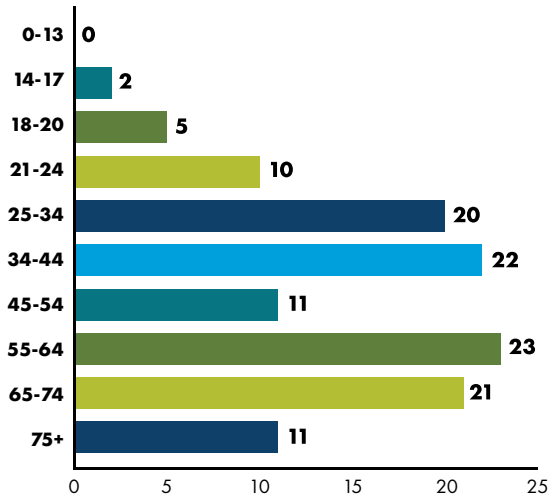
North Dakota Vehicle Fatalities  
by Age, 2024



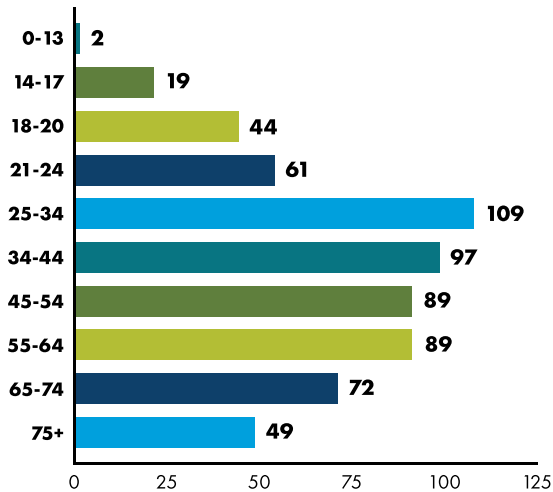
North Dakota Vehicle Fatalities  
by Age, 2020-2024



### Age of Drivers Involved in Fatal North Dakota Vehicle Crashes, 2024



### Age of Drivers Involved in Fatal North Dakota Vehicle Crashes, 2020-2024



Historically, more fatalities occur during Independence Day and Memorial Day than other holidays.

### North Dakota Holiday Vehicle Fatalities, 2024



New Year's  
(0)



Memorial Day  
(0)



Independence Day  
(1)



Labor Day  
(0)



Thanksgiving  
(1)



Christmas  
(0)

Note: The data reflects multi-day holiday periods, which can vary depending on the holiday and the day of the week it falls on. New Year's Eve fatalities include both December and January, with each fatality counted in the year it occurred.)

### North Dakota Holiday Motor Vehicle Fatalities, 2020-2024



# OCCUPANT PROTECTION



**Seat belts save lives.** They are the single most effective safety device to prevent death and injury in a motor vehicle crash.<sup>1</sup>

~ EVERY  
**13 DAYS**  
one unbelted vehicle occupant died (ND 2024)

~ EVERY  
**14 DAYS**  
one unbelted vehicle occupant was ejected (ND 2024)

### Seat belts protect you by:

- Keeping you in the vehicle.
- Spreading the force of impact over a large area and the strongest part of the body.
- Allowing your body to slow down gradually, lessening the impact on internal organs.
- Preventing impact with the interior of the vehicle.
- Preventing collision with other occupants of the vehicle.
- Preventing trauma to the brain and spinal cord caused by sudden change in motion.

Fortunately, most drivers and passengers in North Dakota understand the importance of wearing a seat belt. An annual survey of observed seat belt use in North Dakota shows that about 8 out of every 10 people (79.8%) wear a seat belt. However, those who do not buckle up are much more likely to be seriously injured or killed in a crash.

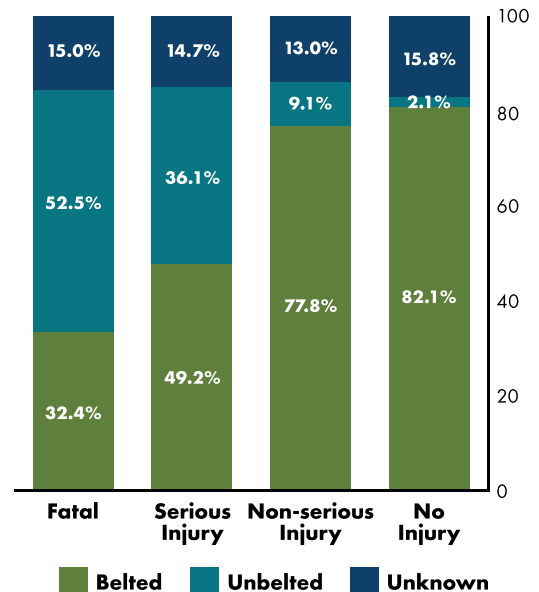
<sup>1</sup> National Safety Council

## North Dakota Unbelted Fatalities, 2020-2024

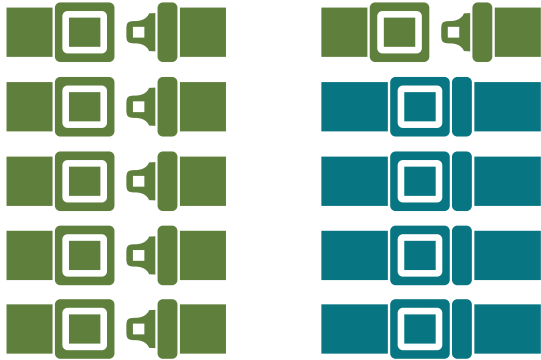
Year	Fatalities*	No Seat Belt Used	Percent Unbelted
<b>2020</b>	68	41	60%
<b>2021</b>	80	37	46%
<b>2022</b>	68	47	69%
<b>2023</b>	76	36	47%
<b>2024</b>	62	30	48%

\*Only includes fatalities in vehicles equipped with seat belts. Excludes fatalities where seat belts do not apply (pedestrians, bicyclists, motorcyclists, off-highway vehicles, persons riding on the exterior of vehicles, bus passengers, and farm/construction equipment).

## North Dakota Percent of Restraint Use by Injury Classification, 2020-2024



Crash data shows a direct correlation between seat belt use and the severity of injuries. In North Dakota, unbelted vehicle occupants make up the largest share of fatalities, while those who wear seat belts are more likely to experience minor or no injuries in a crash.



In North Dakota, over the past five years (2020-2024), more than half (52.5%) of people killed in crashes where seat belts were available were not wearing a seat belt at the time of the crash. Among the unbelted fatalities, 78% were male.

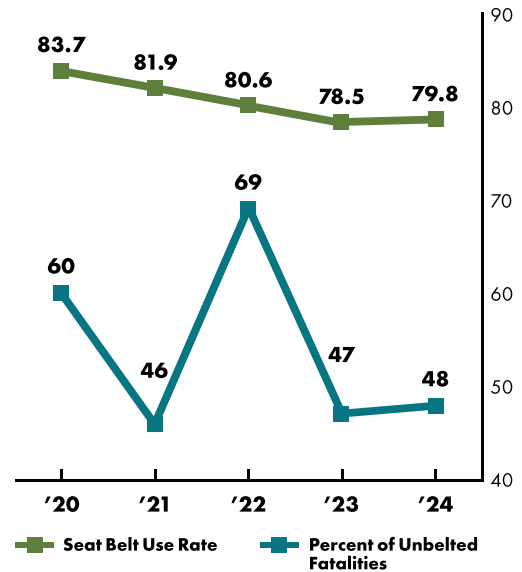
In 2024 alone, 48% of vehicle fatalities involved individuals who were not wearing a seat belt. Of these unbelted fatalities, 40% were partially or completely ejected from the vehicle. Among the single-vehicle rollover fatalities, 37% were unbelted, and 91% of those were partially or fully ejected.

Observed seat belt use in North Dakota has consistently remained below the national average over the past 10 years (2015-2024).

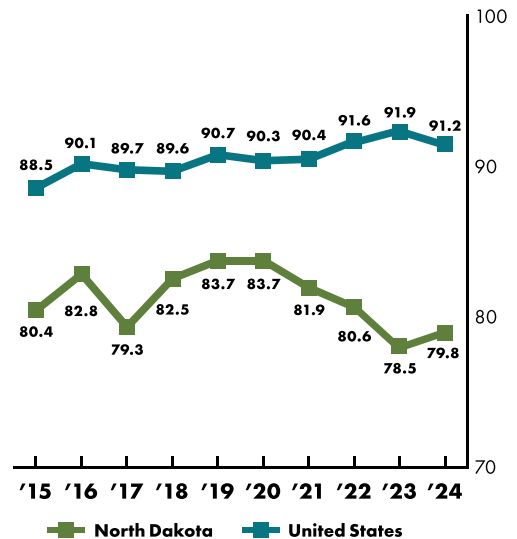
On August 1, 2023, North Dakota updated its seat belt law from secondary to primary enforcement. Under the updated law, law enforcement officers can stop and cite anyone not wearing a seat belt. The law also requires all occupants, in both the front and back seats, to be properly buckled.

**Seat belts save lives. Wear your seat belt – every seat, every trip, every time!**

**North Dakota Seat Belt Use and Unbelted Fatalities, 2020-2024**



**Seat Belt Use Rate North Dakota vs. United States, 2015-2024**



# IMPAIRED DRIVING



Crashes involving alcohol and/or drugs are 100% preventable. Each year, many lives in North Dakota could be saved if every driver consistently chooses to drive sober and not while under the influence of alcohol and/or drugs.

~ EVERY  
**14 HOURS**  
one alcohol-related  
crash occurred (ND 2024)

~ EVERY  
**20 DAYS**  
one alcohol-related  
fatality occurred (ND 2024)

Over the past five years, 167 people have died in alcohol-related crashes in North Dakota. Alcohol contributes to about one-third (33%) of all fatal crashes in the state each year. Encouragingly, the percentage of alcohol-related fatal crashes has shown a decreasing trend from 2020 to 2024.

In 2023, approximately 17% of adult arrests in North Dakota were for Driving Under the Influence (DUI).<sup>2</sup> The **average** blood alcohol content (BAC) among DUI offenders is .172, more than twice the legal limit of .08.

**Drive sober.**

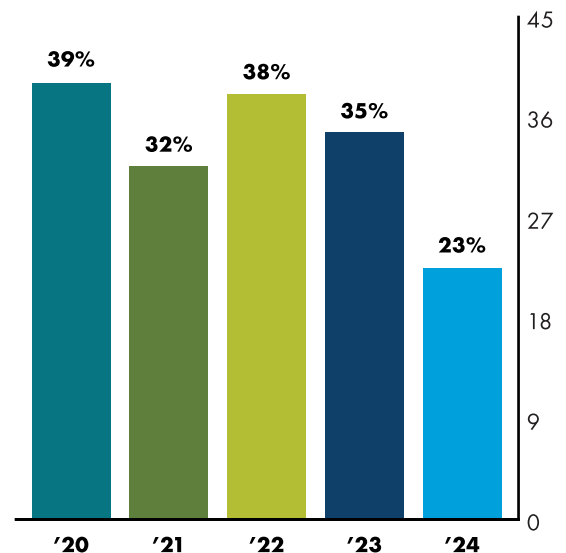
<sup>2</sup> North Dakota Office of Attorney General, Bureau of Criminal Investigation, Crime in North Dakota, 2023

## North Dakota Alcohol-Related Fatal Vehicle Crashes, Fatalities and Injuries, 2020-2024

Year	Fatal Crashes	Fatalities	Injuries
<b>2020</b>	37	39	407
<b>2021</b>	27	35	396
<b>2022</b>	36	36	419
<b>2023</b>	34	38	342
<b>2024</b>	19	19	410

\* **Alcohol-Related Crash** – A crash involving a driver with officer suspected alcohol use, and/or a driver violation of DUI (alcohol), and/or driver condition at the time of the crash (under the influence of medications/drugs/alcohol).

## Percent of North Dakota Alcohol-Related Fatal Vehicle Crashes, 2020-2024



# DISTRACTED DRIVING



Distraction – taking eyes, hands or mental attention away from driving – is a common contributing factor in most vehicle crashes and near crashes.

**Texting while driving is a behavior so dangerous that drivers are:**

**23X MORE**  
at risk of a crash  
or near-crash event

**6X MORE**  
likely to crash than  
a drunk driver

According to the National Highway Traffic Safety Administration (NHTSA), 3,275 people nationwide were killed in vehicle crashes involving distracted drivers in 2023.\*

Distracted driving is vastly underreported because drivers may hesitate to admit they were distracted, witnesses may not notice, and other factors make it difficult to verify. As a result, North Dakota's crash data related to distraction is likely underestimated. However, in 2024 there were:

- 936 crashes related to distracted/fatigued/asleep drivers including 12 fatal crashes and 308 injury crashes in North Dakota.
- 1,452 distracted driving violations posted to the ND Driver's License System.



Sending one text at 55 mph is like **driving blindfolded** the entire length of a football field.

\*Most current data available



The Buckle Up Phone Down (BUPD) pledge is simple: when you get into any vehicle, buckle up and encourage others to do the same. If you are a driver, put the cell phone down. Every trip, every time!

Make an impact by taking the pledge and spreading the word to your colleagues, family and friends. You can help us reach Vision Zero. We challenge you, North Dakota! Take the pledge now at [VisionZero.ND.gov](https://www.visionzero.nd.gov) and get instant access to policies, social media posts, talking points and more.



# SPEED AND/OR AGGRESSIVE DRIVING

**SPEEDING**  
SLOWS YOU DOWN

Speeding puts everyone on the road at risk. It reduces a driver's ability to slow down, steer safely around curves or avoid other vehicles and hazards. In school zones or neighborhoods, that could include a child or an animal crossing the road.

In 2024, speeding and/or aggressive driving was a factor in 33% of fatal crashes in North Dakota.

~ EVERY  
**2 HOURS**  
one speed/aggressive driving  
involved crash occurred (ND 2024)

~ EVERY  
**14 DAYS**  
one speed-related  
fatality occurred (ND 2024)

Of the 42 drivers involved in fatal crashes in 2024 where speeding and/or aggressive driving was a contributing factor, 57% were between the ages of 18 and 44, and 76% were male.

**It's not just aggressive driving, it's deadly driving.  
Stop speeding before it stops you.**

## North Dakota Fatal Vehicle Crashes Involving Speed/Aggressive Driving\* 2020-2024

Year	Total Fatal Crashes	Speed/Aggr. Driv.-Involved Fatal Crashes	Percent
<b>2020</b>	96	33	34%
<b>2021</b>	85	29	34%
<b>2022</b>	96	30	31%
<b>2023</b>	96	32	33%
<b>2024</b>	83	27	33%

\*Speed/Aggressive Driving-Involved is defined as speeding, driving too fast for conditions, following too close, or operating a vehicle in an erratic, reckless, careless, negligent or aggressive manner.

**168 PEOPLE**  
have died in speed/aggressive driving-  
involved crashes in North Dakota over  
the past five years. (ND 2024)

## North Dakota Vehicle Crashes, Fatalities and Injuries Involving Speed/ Aggressive Driving,\* 2020-2024

Year	Crashes	Fatalities	Injuries
<b>2020</b>	3,153	36	1,225
<b>2021</b>	3,663	35	1,613
<b>2022</b>	3,936	34	1,550
<b>2023</b>	3,932	33	1,427
<b>2024</b>	3,687	30	1,350

# LANE DEPARTURE

Lane departure crashes are the most common type of crash resulting in injuries in rural areas. These crashes happen when a vehicle crosses an edge line or a center line, or otherwise leaves the traveled way.

~ EVERY

**2 HOURS**  
one lane departure-related  
crash occurred (ND 2024)

~ EVERY

**8 DAYS**  
one lane departure-related  
fatality occurred (ND 2024)

In 2024, most single-vehicle fatal lane departure crashes in North Dakota involved overturning/rolling over (67%), while 33% involved collisions with fixed objects such as trees, utility/light poles, traffic signs or mailboxes.

Lane departure crashes can result from many factors, including driver distraction, drowsiness and impaired driving. In 2024, officer suspected alcohol involvement was a contributing factor in 29% of fatal lane departure crashes.

**Stay in your lane.**

## North Dakota Vehicle Crashes, Fatalities and Injuries Involving Lane Departure, 2020-2024

Year	Crashes	Fatalities	Injuries
<b>2020</b>	3,510	56	1,278
<b>2021</b>	3,642	57	1,393
<b>2022</b>	4,100	47	1,391
<b>2023</b>	4,358	53	1,063
<b>2024</b>	3,969	48	1,284

## SAFETY CORRIDORS: AN APPROACH TO VISION ZERO

Safety Corridors are part of the Vision Zero strategy to reduce motor vehicle fatalities and serious injuries to zero. A Safety Corridor is a designated section of highway that includes enhanced safety features and an increase in law enforcement to remind drivers that they are responsible for obeying all traffic laws and posted speed limits. The purpose is to utilize engineering and technological solutions to change dangerous driving behavior and reduce the number of crashes on state highways.

Visit [VisionZero.ND.gov](https://VisionZero.ND.gov)  
for more information.

**Safety Corridor**  
**VISION ZERO**  
Zero Fatalities. Zero Excuses.

# HEAVY TRUCKS

All drivers share the responsibility of practicing safe driving habits around heavy vehicles. Heavy trucks include single-unit trucks with two or three axles, truck tractors such as bobtails, semi-trailers, doubles and triples, as well as any truck with a Gross Vehicle Weight Rating (GVWR) over 10,000 pounds without a classified body type.

~ EVERY

**9 HOURS**  
one heavy vehicle-related crash occurred (ND 2024)

~ EVERY

**18 DAYS**  
one heavy vehicle-related fatality occurred (ND 2024)

In 2024, nearly half (47%) of crashes involving heavy vehicles in North Dakota involved a single vehicle, while 15% were rear-end crashes. Additionally, 27% of these crashes occurred at or near intersections, 17% involved a rollover and 21% were related to speeding.

Crashes involving heavy vehicles are more frequent during colder months, from October through March (59%), and the majority occur in rural areas (75%).

**Share the road with trucks.**

## Number of North Dakota Vehicle Crashes, Fatalities and Injuries Involving Heavy Trucks, 2020-2024

Year	Crashes	Fatalities	Injuries
<b>2020</b>	772	15	205
<b>2021</b>	734	11	273
<b>2022</b>	720	23	334
<b>2023</b>	1,179	24	244
<b>2024</b>	944	21	275



**75%**

of motor vehicle crashes involving heavy vehicles were in rural areas (ND 2024)



**25%**

of motor vehicle crashes involving heavy vehicles were in urban areas (ND 2024)

# YOUNG DRIVERS

Young driver inexperience, coupled with immaturity, often results in risk-taking behaviors such as speeding, alcohol use and not wearing a seat belt – all of which contribute to an increased death rate.<sup>3</sup>

EVERY  
**4 HOURS**  
one teen driver  
crash occurred (ND 2024)

~ EVERY  
**61 DAYS**  
one teen died in  
a crash (ND 2024)

In North Dakota, drivers aged 14 to 19 make up 6% of all licensed drivers but are behind the wheel in 21% of all crashes. Teen drivers were involved in 7% of fatal crashes in 2024, and over the past five years, 44 teens have died in vehicle crashes in the state.

<sup>3</sup> Governors Highway Safety Administration

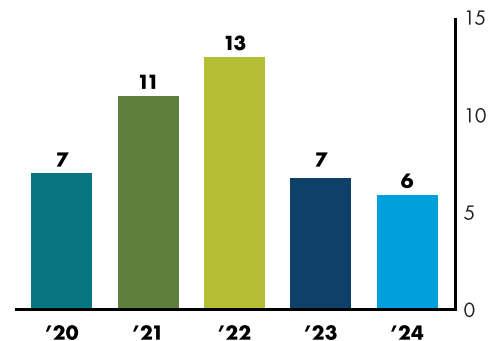
## Teen Driver Involvement in All North Dakota Vehicle Crashes, 2020-2024

Year	Total Crashes	Teen Driver Crashes	Percent
<b>2020</b>	8,820	1,760	20%
<b>2021</b>	9,585	2,052	21%
<b>2022</b>	10,734	1,706	16%
<b>2023</b>	10,549	2,148	20%
<b>2024</b>	9,803	2,081	21%

## Teen Driver Involvement in Fatal North Dakota Vehicle Crashes, 2020-2024

Year	Total Fatal Crashes	Teen Driver Fatal Crashes	Percent
<b>2020</b>	96	9	9%
<b>2021</b>	85	16	19%
<b>2022</b>	96	11	11%
<b>2023</b>	96	6	6%
<b>2024</b>	83	6	7%

## Number of Teen Fatalities from North Dakota Vehicle Crashes, 2020-2024



# BICYCLES AND PEDESTRIANS

People get around in different ways, including by bike or on foot. No matter how you travel, everyone shares the responsibility to keep North Dakota roads safe. Bicyclists and pedestrians have the same rights and responsibilities as drivers, but they are more vulnerable because they do not have the protection provided by a vehicle.

~ EVERY  
**4.5 DAYS** one bicyclist was involved in a crash (ND 2024)

EVERY  
**3 DAYS** one pedestrian was involved in a crash (ND 2024)

Pedestrians are at a disadvantage when crossing streets, intersections or standing on corners because drivers may not always see them. To stay safe, it is important to make eye contact with drivers before crossing to ensure they are aware of your presence. Avoid distractions, such as using a phone while walking, and wear bright or reflective clothing to make yourself more visible. Be especially cautious around large or wide vehicles and stay clear of areas where drivers may have blind spots.

Bicyclists also need to take extra precautions to protect themselves on the road. Wearing a helmet is one of the most effective ways to prevent injury. Riders should stay alert to traffic conditions, check their brakes regularly, ride in the same direction as vehicle traffic and avoid drivers' blind spots.

**Number of North Dakota Vehicle Crashes, Fatalities and Injuries Involving Bicyclists, 2020-2024**

Year	Crashes	Fatalities	Injuries
<b>2020</b>	53	1	51
<b>2021</b>	65	1	63
<b>2022</b>	59	1	73
<b>2023</b>	90	0	89
<b>2024</b>	81	1	75

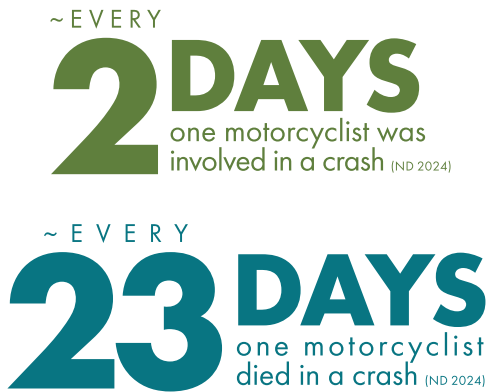
**Number of North Dakota Vehicle Crashes, Fatalities and Injuries Involving Pedestrians, 2020-2024**

Year	Crashes	Fatalities	Injuries
<b>2020</b>	82	8	66
<b>2021</b>	113	10	84
<b>2022</b>	56	6	72
<b>2023</b>	121	10	93
<b>2024</b>	123	5	102

In 2024, 80% of pedestrian-related fatalities involving a motor vehicle were male and 20% were female.

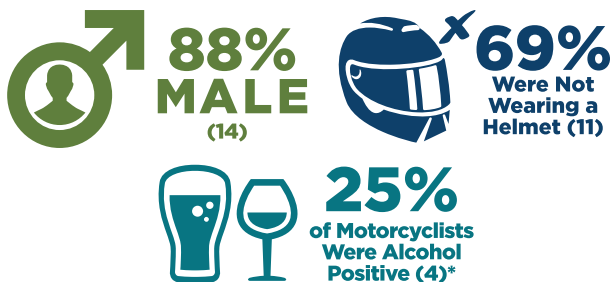
# MOTORCYCLES AND OFF-HIGHWAY VEHICLES

Motorcyclists can improve their safety on the road by wearing All The Gear, All The Time (ATGATT), taking a rider safety course and following all traffic laws.



Motorists can prevent a crash with motorcyclists by checking all mirrors and blind spots, keeping a safe distance and being alert for motorcyclists, especially at intersections.

## Motorcycle Fatality Facts, ND 2024



\*driver fatalities with known alcohol test results.

## Number of North Dakota Vehicle Crashes, Fatalities and Injuries Involving Motorcycles, 2020-2024

Year	Crashes	Fatalities	Injuries
<b>2020</b>	174	17	160
<b>2021</b>	189	8	181
<b>2022</b>	167	21	180
<b>2023</b>	195	16	158
<b>2024</b>	225	16	193

In 2024, 86% of all reported motorcycle crashes resulted in injury or death. Over the past five years, speed has been a contributing factor in 30% of motorcycle fatalities in North Dakota.

## Number of North Dakota Vehicle Crashes, Fatalities and Injuries Involving Off Highway Vehicles\*, 2020-2024

Year	Crashes	Fatalities	Injuries
<b>2020</b>	74	7	77
<b>2021</b>	55	5	59
<b>2022</b>	60	6	58
<b>2023</b>	58	2	53
<b>2024</b>	65	3	72

\*Off-highway vehicles include all-terrain vehicles (ATV) and snowmobiles.

# INTERSECTIONS

Intersection crashes happen at or near intersections. Intersection crashes often occur due to the number of potential conflict points associated with crossing vehicles, pedestrians and bicyclists.

~ EVERY  
**2 HOURS**  
one intersection  
crash occurred (ND 2024)

~ EVERY  
**13 DAYS**  
one intersection  
fatality occurred (ND 2024)

In 2024, one-third of severe intersection crashes (those resulting in a fatality or serious injury) were due to speeding and/or aggressive driving and another one-third involved drivers aged 65 and older.

**Number of North Dakota Vehicle Crashes, Fatalities and Injuries Involving Intersections, 2020-2024**

Year	Crashes	Fatalities	Injuries
<b>2020</b>	4,005	26	1,702
<b>2021</b>	4,422	30	2,011
<b>2022</b>	4,835	27	1,789
<b>2023</b>	4,649	34	1,945
<b>2024</b>	4,621	28	1,920

# WORK ZONES

According to the National Safety Council and NHTSA, work zone crashes account for about 2% of all fatal motor vehicle crashes.

In North Dakota, over the past five years (2020-2024), 58% of severe crashes (those resulting in fatality or serious injury) were related to speeding and/or aggressive driving. Among severe work zone crashes, 87% involved at least one unbelted occupant.

**Number of North Dakota Vehicle Crashes, Fatalities and Injuries in Work Zones\*, 2020-2024**

Year	Crashes	Fatalities	Injuries
<b>2020</b>	166	1	50
<b>2021</b>	246	4	117
<b>2022</b>	176	2	58
<b>2023</b>	290	0	121
<b>2024</b>	230	0	69

\*A work zone crash is defined as a crash occurring at a location identified as a work zone, which meet the following criteria: work zone (construction/maintenance/utility); and before the first work zone warning sign; advance warning area; transition area; activity area; or termination area.

# PREVENTING VEHICLE CRASHES, FATALITIES & INJURIES

The North Dakota Vision Zero Plan identifies partners and “E” strategies to reduce motor vehicle fatalities and injuries in the state. The “E” strategies are described below.


**Education.** All North Dakotans should know that they can save their lives, and the lives of others, from vehicle crashes by taking personal responsibility. This includes wearing seat belts at all times, transporting children in child passenger safety seats appropriate for the child’s age, height and weight, not driving while distracted by cell phones or any other form of distraction, driving only when sober (i.e., not under the influence of alcohol and/or drugs), and obeying all posted speed limits.

**Environment.** Behavior change can occur through changing the environment in which the behavior occurs. This is done through strengthening traffic safety policies and laws such as mandating seat belt use for all vehicle occupants at all times, increasing the fines associated with speed violations, eliminating cell phone use in vehicles, and mandating alcohol beverage server training to prevent overconsumption of alcohol by consumers.

**Enforcement.** Regular enforcement of traffic safety laws deters unsafe driver and occupant behavior.

**Engineering.** State and local North Dakota roads are designed, constructed and maintained with safety as a priority.

**Emergency Medical Services.** In the event that a motor vehicle crash does occur, assure that crash victims are transported to an appropriate level of health care for their injuries, in the shortest amount of time possible.



# DO YOU WANT TO GET INVOLVED IN MOTOR VEHICLE CRASH PREVENTION?

The NDDOT and our traffic safety partners invite you to join the **Vision Zero Partner Network (VZPN)** for resources and ideas to help reduce risky driver and occupant behaviors to save lives.

Risky behaviors cause hundreds of preventable crashes in North Dakota every year. By joining the VZPN, you can help prevent motor vehicle crash fatalities and serious injuries on North Dakota roads. Marketing and resource materials are free and all contributions are voluntary.

## Benefits of VZPN:

- Protect your organization's human and financial resources
- Guard against potential liabilities associated with work-related crashes
- Demonstrate your company, school or organization's commitment to the community
- Show your students or employees you care about them and their families
- Address the problems of distracted driving, impaired driving, speed and/or aggressive driving and lack of seat belt use

## What partners will receive from NDDOT:

- Education tools and materials bundled for each campaign
- Help getting a driver and occupant safety program started
- Opportunities to collaborate with other network organizations and agencies
- Technical support for local opportunities such as media interviews

To sign up, go to [VisionZero.ND.gov](https://VisionZero.ND.gov) and click on "Partners."

***Working together, we can save lives.***



# THE NORTH DAKOTA CRASH MEMORIAL WALL

The North Dakota Crash Memorial Wall is an online space to safely honor someone you love who lost their life in a vehicle crash on a North Dakota road. Memorials are public in the hope that sharing their stories will offer comfort to families and friends and remind visitors about the devastating impact of vehicle fatalities.

The Crash Memorial Wall was developed by the North Dakota Department of Transportation and launched in August 2015. In 2016, the American Association of Motor Vehicle Administrators (AAMVA) recognized the North Dakota Crash Memorial Wall with a Public Affairs and Consumer Education Award (PACE) for outstanding website.

Immediate family members are invited to create a memorial at [VisionZero.ND.gov](http://VisionZero.ND.gov). Extended family and friends can comment on the memorials. All submissions are reviewed by the North Dakota Department of Transportation within 10 business days.



*Even one life lost in a motor vehicle crash is too many. Every life is precious.*

NORTH  
**Dakota**

| Transportation

Be Legendary.



Questions and requests for additional data or copies of this document can be directed to:

**NDDOT Highway Safety Division**

701-328-2598

[dottrafficgrp@nd.gov](mailto:dottrafficgrp@nd.gov)

The report can be found online at:

[VisionZero.ND.gov/statistics](https://VisionZero.ND.gov/statistics)